

# The Economic Value of ALASKA'S SEAFOOD

Alaska's annual wild seafood harvest of **5 to 6 billion pounds** produces significant economic benefits for Alaska communities, businesses and thousands of Alaskans.



In 2019:

Alaska's commercial fisheries employed **31,300 fishermen**, including **19,808 Alaska residents**.

Ex-vessel value amounted to **\$2 billion**.

Seafood processing accounted for **70%** of manufacturing employment. Seafood continues to be the largest manufacturing sector in Alaska.

Processing companies employed **27,100 workers**, including **6,568 Alaska residents**.

Processors produced **\$4.7 billion** worth of seafood products (first wholesale value).

The seafood industry directly employed **62,200** people in 2019 – more than any other private sector industry in Alaska – and created an additional **10,500** secondary jobs.

## REGIONAL EMPLOYMENT IMPACTS



## ECONOMICS OF ALASKA'S SEAFOOD INDUSTRY (2019)

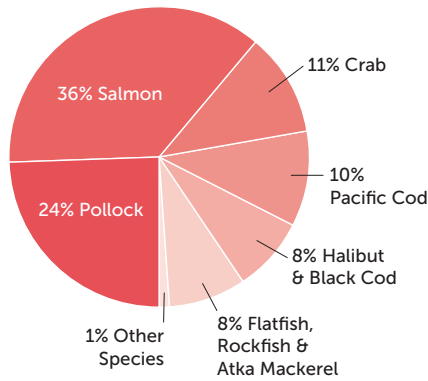
**\$5.7 billion** Total annual economic activity created by the seafood industry in Alaska.

**\$163 million** Total annual state, municipal, and federal taxes, fees, and self-assessments paid by commercial fishermen and seafood processors to operate in Alaska.

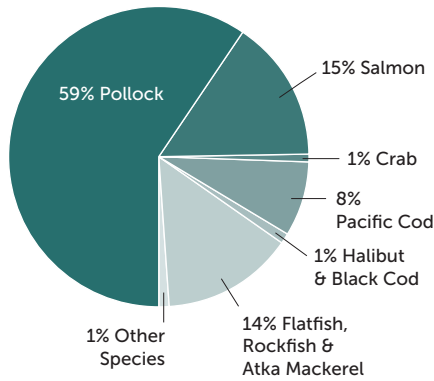
**\$1.75 billion** Annual labor income generated by the seafood industry in Alaska.

**\$15 billion** Total U.S. economic output related to Alaska's seafood industry including all direct and multiplier impacts.

## VALUE AND VOLUME BY SPECIES



Percent of Ex-Vessel Value




Percent of Volume

## VALUE BY MARKET

**The U.S. is the largest single market for Alaska seafood, typically comprising one-third of sales value.**

However, a wide diversity of markets is key to seafood value and resiliency, which is why fair open trade policies are critical. Alaska seafood was exported directly to 100 countries in 2019. Additionally, the USDA purchased \$120 million in Alaska seafood products in 2019 to help meet the dietary needs of U.S. school-children and food aid recipients.



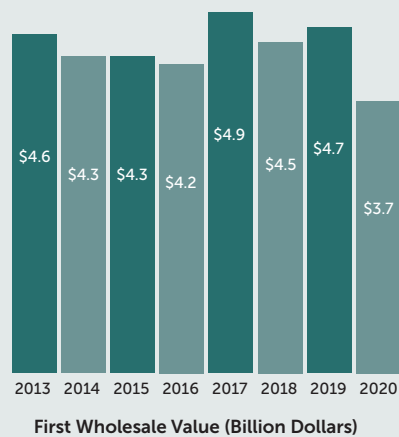
## FACTORS AFFECTING VALUE

The value of Alaska's seafood production is a function of many factors, including:

- Wild fish stock fluctuations and ecosystem health
- Trade policies (market access and tariffs)
- Competing global supply (Alaska produces 2% of global seafood supply)
- Exchange rates and strength of the U.S. dollar
- Marketing (creating demand for Alaska products)
- Input costs
- Production innovation and efficiency



## VALUE TRENDS



First Wholesale Value (Billion Dollars)

## THE 2020 SEASON AND IMPACTS OF COVID-19

**Participation Declined:** Participation by commercial fishermen dropped 12% for permit holders and 28% for crew in 2020 compared to 2019. Peak processing employment declined 21%.

**Significant Market and Supply Chain Disruption:** 2020 ex-vessel value declined 27% and first wholesale value declined 21%, with impacts across every major species group. Value declines were due to both lower salmon returns unrelated to covid, and substantial disruption in seafood markets and the supply chain. Demand was low in the foodservice sector as restaurants were closed.

**Substantial Costs to Keep Employees and Communities Safe:** Harvesters and processors worked with the State of Alaska, public health providers, and communities to comply with national health guidance and state health mandates for the seafood industry. In 2020, processors spent an estimated \$70+ million in covid mitigation, such as quarantine facilities, charter travel, screening, and testing. The costs to harvesters and disruption in fishing schedules are not as well quantified but were also impactful.